




wastewater lifting stations

Product Overview for Wastewater Without Sewage Lifting Stations

	Minilift	Aqualift S	Aqualift S	Aqualift S XL
				
Interior installation	✓	✓		
Exterior installation			✓	✓
Input power	0.3 kW	0.5 kW	0.5 / 1.4 kW	0.5 / 1.4 kW
Max. pumping height	5m	7m	9m	9m
Pressure outlet diameter	40mm	40mm	40mm	40mm
Pump impeller	Multi-vane	Multi-vane	Multi-vane	Multi-vane

Aqualift S

- Lifting station for waste water without sewage
- Underground installation with pre fabricated sump
- Single, duo and tronic options
- Submersible 500kw pump with float switch or pressure sensor
- Max pump height 7m
- Max flow rate 2 l/s (7m³/h)
- BSEN 12050-2



Minilift

- Compact grey water lifting station
- Underground and surface mounted
- Max pump height 6.2m
- max pump rate 2 l/s (7m³/h)
- BSEN 12050-3



Need advice on the Kessel range?

Call Joanne Mckeown or Alan Sowerby on:

0800 975 79 71



Product Overview for Wastewater With Sewage Lifting Stations

	Minilift F	Aqualift F Basic	Aqualift F Compact	Aqualift F	Aqualift F XL	Aqualift F	Aqualift F XL
							
Interior installation	✓	✓	✓	✓	✓		
Exterior installation						✓	✓
Input power	0.3 kW	1.5 kW	1 kW	1.4 - 3 kW	1.4 - 5.7 kW	1 kW	1.3 - 4.5 kW
Max. pumping height	6m	9.2m	9m	16m	27m	9m	23m
Pressure outlet diameter	28-34mm	90mm	40mm	110mm	110mm	40mm	63/90mm
Pump impeller	Macerator	Multi-vane	Macerator	Multi-vane	Multi-vane	Macerator	Multi-vane/ Macerator/Single channel

Aqualift F Compact

- Internal compact lifting station
- Surface mounted or underground with integrated drain
- ABS and Polypropylene construction
- Mono or duo systems
- 1 kw pumps - Max 3 l/s (11m³/h)
- Tank capacity 40 litres
- BSEN 12056-4



Aqualift F Basic

- Free standing lifting station
- ABS and Polypropylene construction
- Single pump 1.3kw
- Tank volume 50 litre
- Pump volume 20 litre
- BSEN 12050-1



Minilift F

- Free standing compact toilet & wastewater lifting station
- Pneumatic level control
- Alarm function
- Inlets for toilet, sink & shower
- BSEN 12050-3

