

Grease separators *EasyClean* free Auto Mix NS 2 – 10

for free-standing installation



Tank

Manufactured from virgin, non-recycled polyethylene, for free standing installation in frost protected areas, with integrated sludge trap, sloped interior base improves cleaning and reduces disposal time, inlet flow calming system and outlet flow regulation device, inlet and outlet interchangeable, slanted twin access covers with quick release odour tight snap closures, inspection window with interior cleaning arm, 75 mm OD PN 10 pressure disposal pipe, with integrated fork lift grips at base of separator, low weight - compact design, 100 % corrosion free polyethylene body construction (20 year warranty).

Disposal System

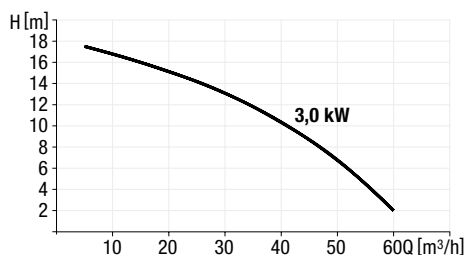
Auto Mix version with simultaneous mixing and cleaning of separator interior - requires disposal truck with vacuum system for separator disposal, disposal is completely odour free, maintenance free macerating pump (stainless steel blades) includes closure valve for easy pump removal, pump floor mount included with installation hardware and anti-vibration matt, top mounted water jet(s) for grease layer breakup and water spray nozzles for interior wall cleaning during disposal, 1 inch interior thread refill inlet with air gap, pumping capacity 3.0 kW, 5 m cable length, twin 1 inch solenoid valves for connection of cold and hot water pipes to separator, with remote control offering full separator disposal control from remote location (from disposal truck location).

Control Unit with LCD display control settable in English, German or French language and mains power safety on/off switch, with BMS connections.

Delivery: System completely assembled.

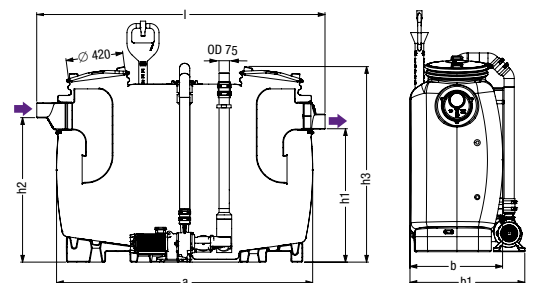
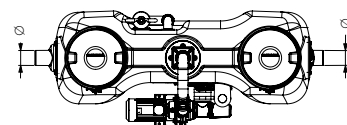
- **Accessories:** Sampling chamber, remote control, *TeleControl* page 331 – 334; lifting stations see chapter "3"
- **Technical note** page 330

Pumping capacity



without *SonicControl* with *SonicControl*

NS	Art. no.	Art. no.
NS 2	93 002.01/DSP	93 002.02/DSP
NS 3	93 003.01/DSP	93 003.02/DSP
NS 4	93 004.01/DSP	93 004.02/DSP
NS 7	93 007.01/DSP	93 007.02/DSP
NS 10	93 010.01/DSP	93 010.02/DSP



NS	Ø	a	Installation dimension l × b	b1	h1	h2	h3	Weight	Sludge trap	Water and sludge	Grease storage	Total (incl. water)
2	110	1500	1735 × 680	860	985	1055	1435	150 kg	200 l	400 l	100 l	600 l
3	110	1500	1735 × 680	860	985	1055	1435	155 kg	300 l	300 l	120 l	600 l
4	110	1880	2115 × 680	860	985	1055	1435	168 kg	400 l	400 l	160 l	800 l
7	160	1910	2145 × 940	1130	1185	1255	1655	216 kg	700 l	650 l	280 l	1350 l
10	160	2590	2820 × 940	1130	1185	1255	1655	262 kg	1000 l	900 l	400 l	1900 l

EN 1825 Z-54.1-474

Ø = Outer diameter b1 = Set-up dimensions