



Symbol photo

General:

- Material: PVC-U / PP
- Sealing material: EPDM / FPM
- Dimensions: DN10 – DN80
d16 – d110
3/8" – 4"

Connector types

PVC

- Solvent socket DIN / ASTM / JIS
- Solvent spigot DIN
- Threaded socket BSP
- PE fusion spigot DIN

PP

- Fusion socket DIN
- Fusion spigot DIN
- Threaded socket BSP

Further connector types on request

Operating pressure:

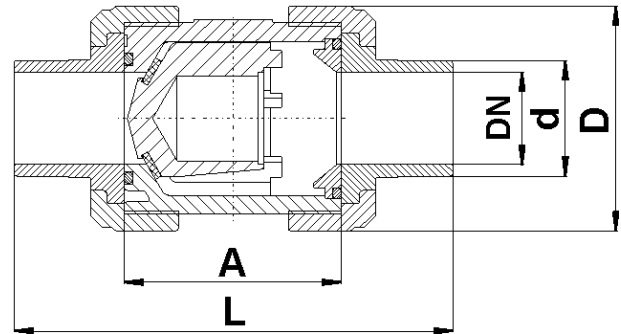
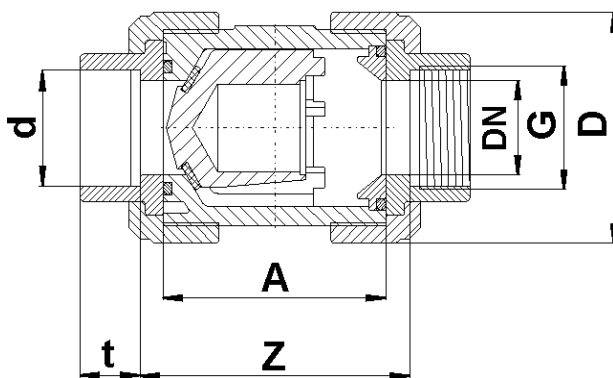
DN10 d16 d3/8" – DN50 d63 d2"	PN16/10
DN65 d75 d2 1/2"	PN16/8
DN80 d90 d3"	PN10/6
DN80 d110 d4"	PN6

Technical features:

- Maintenance free operation over a long working life
- Service friendliness
- Radial installation or removal
- Quick and exact closing and opening

This document does not constitute a guarantee, it is for initial information purposes only. The product range is continually upgraded, the designs and types therefore only reflect the state of the art at the time of printing.
Subject to technical modifications!



Dimensions:**PVC****Connector types**

PVC solvent socket / solvent spigot / threaded socket

PE fusion spigot

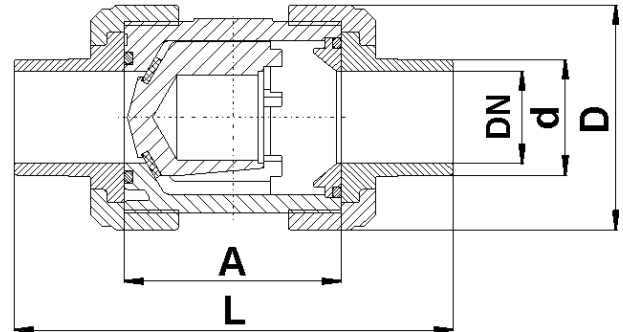
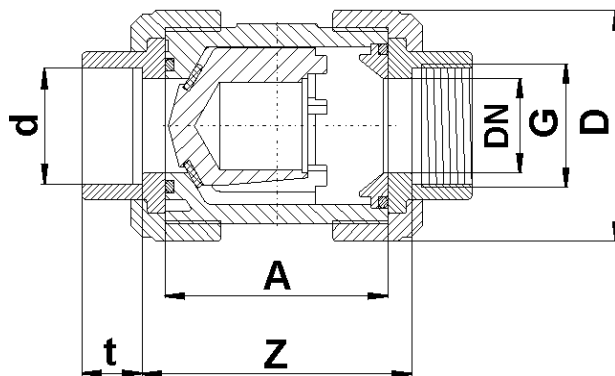
DN	10	15	20	25	32	40	50	65	80	80
d	16	20	25	32	40	50	63	75	90	110
G_{TSO}¹	3/8"	1/2"	3/4"	1"	1 1/4"	1 1/2"	2"	2 1/2"	3"	-
A	62	62	70	74	84	95	109	137	163	163
D	53	53	63	70	85	101	124,5	155	188	188
t_{SSO}²	16,5	16,5	19,5	22,5	26,5	31,5	38,5	45	55,5	64
t_{SSP}³	17	17	20	22,5	26,5	31,5	38,5	45	52	64,5
L_{SSP}³	115	125	145	154	174	194	223	287	300	341
L_{FSP}³ PE	112	123	143	151	142	180	197	253	393	323
Z_{TSO}¹	67	67	77	81	90	104	120	150	185	-
Z_{SSO}²	68	67	76	80	91	103	120	148	180	173
PN	16	16	16	16	16	16	16	16	10	6

Dimensions in mm

¹ TSO = threaded socket² SSO = solvent socket³ SSP = solvent spigot⁴ FSP = fusion spigot

- = currently not realised

Aerating Valve S4



PP

Connector types

PP fusion socket / fusion spigot / threaded socket

DN	10	15	20	25	32	40	50	65	80	80
d	16	20	25	32	40	50	63	75	90	110
G ¹ _{TSO}	3/8"	1/2"	3/4"	1"	1 1/4"	1 1/2"	2"	2 1/2"	3"	-
A	62	62	69	73	83	94	108	133	160	160
D	53	53	64	71	84,5	100	120,5	155	187	187
t ² _{FSO}	14,5	16	17,5	19,5	22	25,5	29	34,5	38,5	42
L ³ _{FSP}	114	124	143	152	171	191	220	277	295	312
Z ¹ _{TSO}	67	67	74	80	89	13	119	143	180	-
Z ² _{FSO}	71	68	78	84	97	113	136	162	211	211
PN	10	10	10	10	10	10	10	8	6	6

Dimensions in mm

¹ TSO = threaded socket

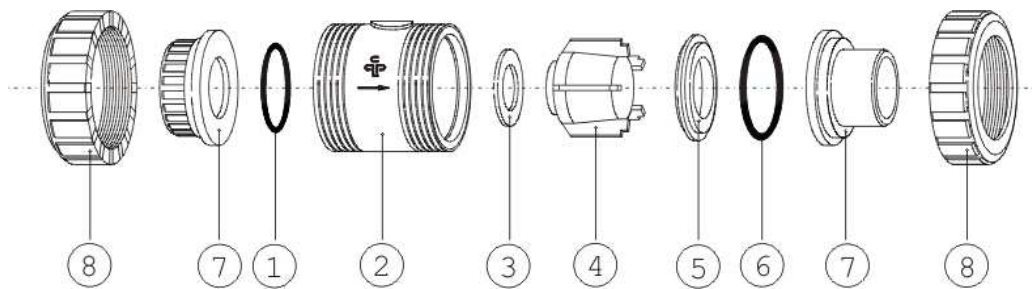
² FSO = fusion socket

³ FSP = fusion spigot

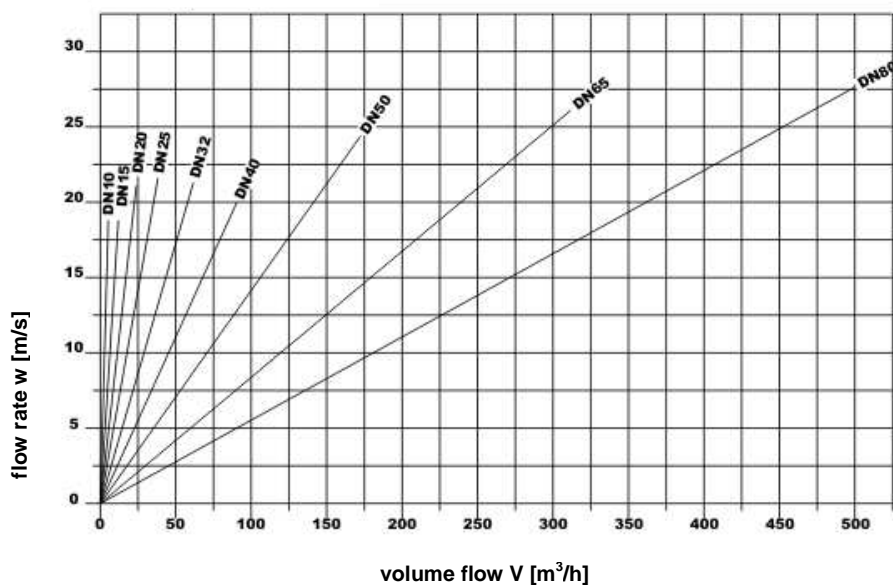
- = currently not realised

Exploded drawing:

- 01. O-Ring
- 02. Body
- 03. Flat gasket
- 04. Cone
- 05. Thrust collar
- 06. O-Ring
- 07. Connector types
 - Solvent socket
 - Solvent spigot
 - Threaded socket
 - Fusion socket
 - Fusion spigot
- 08. Union nut

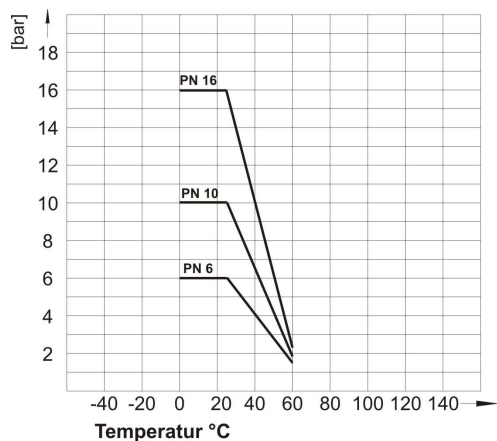


Diagrams:



Pressure – Temperature – Diagram

PVC



PP

