

KESSEL - Professional Drainage Solutions for buildings

Founded in 1963 and headquartered in Bavaria, Germany, KESSEL AG is a European innovation leader in the development, manufacture and supply of drainage products.

With a product range that covers the general construction, civil engineering and building services, sectors, KESSEL Backwater Valves, Pumps and Hybrid Lifting Stations, Shower Drains, Grease / Fuel Separators, are specified in domestic, commercial and industrial projects around the globe.

The design of water supply and wastewater drainage systems is a critical part in the planning of a modern building. Improperly functioning drainage systems can lead to serious water damage, service interruptions as well as subsequent damage that can be costly to repair.

application guide

- ☒ **Backwater Protection:** the reliable protection of property from damaging storms
- ☒ **Wastewater Drainage:** the collection and proper discharge of wastewater into sewers
- ☒ **Wastewater Treatment:** the treatment and proper disposal of wastewater with oil/fuel and grease.

standards and approvals

Backwater Protection	: EN 12056
Pump/Lifting Stations	: EN 12050
Grease Separators	: EN 1825
Oil Separators	: EN 858
Drains	: EN 1253
Chambers	: EN 752 and EN 12056

section guide

Backwater Protection	502
Hybrid Drainage Systems	504
Lifting Stations	506
Pumping Systems	508
Seperators	509
VIP Seal Couplings	510
Buffalo Non Return Valves	513

NEW!



Kessel Staufix® Backwater Valve

- Inline non-return
- ABS construction
- BSEN 13564 Type 1 & 2
- Waste water with or without sewage
- Retro fit or new build
- Concrete floor or exposed pipe
- Extendable integrated chamber
- Inter-changeable spigots and sockets
- 110, 150 & 200 Ø

Options:

- Single and double flap with locking system
- Sensor with alarm for backwater alerts
- Rodent protection



Concrete Slab Floor

Wastewater Pipe/Chamber

Concrete Slab Floor

Size	Code	Price
110	720 100.10S	on application
150	720 150.10S	
200	720 200.10S	

Wastewater Pipe / Chamber

Size	Code	Price
110	720 100	on application
150	720 150	
200	720 200	

Kessel Staufix® Basic Backwater Valve

- Inline non-return valve
- ABS construction
- BSE 13564 Type 0-2
- Non, single and double flap (locking option)
- Waste water with or without sewage
- Retro fit or new build
- Exposed pipe or chamber
- 110, 150 and 200 Ø
- Rodent guard option



71 Series

Single flap non-locking


Size	Code	Price
110	71100	on application
150	71150	
200	71200	



72 Series

Double flap locking

Code	Price
72100	on application
72150	
72200	



73 Series

Double flap locking

Code	Price
73100	on application
73150	
73200	

All Kessel Staufix® parts are available on next day delivery by request

Drehfix Floor Valve

- Basement / gully drain
- ABS construction
- BSE 13564 Type 5
- Double flap locking system
- 110 Ø outlet
- Slotted K3 cover
- Sludge trap

Double Flap Locking

ABS	Size	Code	Price
	110	27301	on application



Universal Floor Valve

- Basement / gully drain
- ABS construction
- BSEN 13564 Type 5
- BSEN 1253-1
- Multiple inlets - 110 Ø outlet
- Slotted K3 or L15 cover
- Odour and sludge trap
- Single or double flap

Double Flap Locking

PP	Size	Code	Price
	110	29121	on application




Bathroom Drains, Wall Drains & Shower Channels - Functionality with Style

Kessel has brought to the market a new line of architecturally designed and German engineered shower drains. For more information please contact our sales office on 0800 975 7971.




Scada® Wall Drain

High-quality design & materials
Lowest installation height
Exemplary hygiene as standard



Linearis Shower® Channels

Sophisticated technology
High flows up to 63 l/min
Multistop® for odour, & hair filter



Bathroom Drains

Atmospheric ambience
Maximum flexibility & adjustment
Available with LED lighting

Pumpfix F Komfort

Automatic backwater protection with over pumping. Protects a building from internal flooding, maintaining continuous discharge for all fixtures.

- Inline automatic non-return valve
- Over pumping function with macerator
- ABS & Polypropylene construction
- Waste water with sewage
- BSEN 13564 Type 3
- Max 3 l/s (10m³/h)
- 110, 160 & 200 Ø

Options:

- With recessed cover for on-site tiling and drain
- With black cover and drain

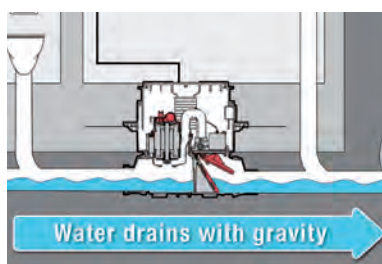


Wastewater Pipe / Chamber

Size	Code	Price
110	24100	on application
150	24150	
200	24200	

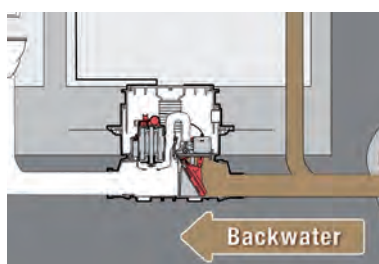
Functions

Normal Operation



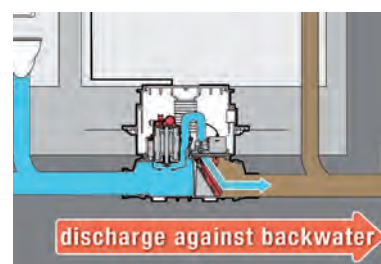
Wastewater freely flows from a building by the force of gravity underneath fully opened backwater flap

Backwater Protection



During times of backwater the first optical probe senses the backwater and activates the motor to close the flap

Discharge of wastewater during backwater



Wastewater from the building collecting in the Pumpfix F body will be sensed by a second optical probe which activates the pump and discharges the wastewater



SmartSelect

SmartSelect is an efficient tool for configuring, designing and calculating drainage solutions. It significantly reduces planning effort.

SmartSelect provides registered users with a project management program which can be used to request and edit saved projects.

- Lifting station selection program
- Grease separator selection program
- Floor drain water proofing selection program

Call our sales team on 0800 975 7971 to discover the added value of this free of charge specification tool.

Ecolift XL

The automatic backwater protection system for multiple properties, buildings with multiple occupancy, and public / commercial premises.

Engineered Base

- ABS & Polypropylene construction
- Over pumping up to 17 l/s
- Vortex pumps 1.4, 1.5, 3.0 and 4.5 kw
- BSEN 13564 Type 3
- Digital control with telemetry
- Polypropylene construction
- Various heights to 5m max
- Ground water resistant to 3m max
- 600 or 800 Ø opening
- AL15, B & D glass covers



1. Engineering System Chamber -

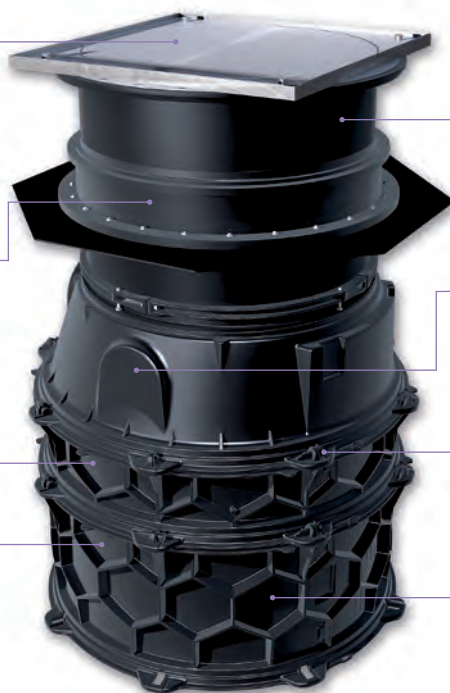
for underground installation or in concrete slab

Available in a stainless steel class A/L15 (tileable or not tileable or in load classes B and D)

Upper section Ø800mm also available as a version for installation in waterproof concrete with flange and counterflange

Modular system with sectional chamber components
Height: 250mm
Height: 500mm
Infinitely variable chamber depth from 1500 - 5000mm

Easy to assemble due to the low weight of the polymer chamber components



Vertically adjustable upper section available with Ø600mm or Ø800mm diameter with optional waterproofing connection flange

3 spot-drilling areas for cable conduits or ventilation connection

The new chamber allows simple and fully watertight connections of the chamber components

Buoyancy-protected honeycomb structure, ideal for drilling up to Ø160mm, engineering chamber handles groundwater depths up to 3000mm


2. Engineering System Base -

in combination with the engineering system chamber

Pneumatic level sensing and alarm sensor offer twice the reliability

Pumps (Mono/Duo) in various capacity classes
240V Single Phase - 1400:
- SPF 1400 S1 mode
- SQF 1400 S3 mode
400V Three Phase:
- SPF 1500 - 4500: S3 mode
- SPF 1500 - 4500: S1 mode

All active components and the outlet pressure pipe are sound decoupled from the chamber.







With safety lock to prevent accidental closure

Pressure outlet Ø80mm - Fitting with integrated backwater preventer for simple emptying of the pressure pipe.

Up to 2 motor-driven valve systems for maximum safety

wastewater lifting stations

Product Overview for Wastewater Without Sewage Lifting Stations

	Minilift	Aqualift S	Aqualift S	Aqualift S XL
				
Interior installation	✓	✓		
Exterior installation			✓	✓
Input power	0.3 kW	0.5 kW	0.5 / 1.4 kW	0.5 / 1.4 kW
Max. pumping height	5m	7m	9m	9m
Pressure outlet diameter	40mm	40mm	40mm	40mm
Pump impeller	Multi-vane	Multi-vane	Multi-vane	Multi-vane

Aqualift S

- Lifting station for waste water without sewage
- Underground installation with pre fabricated sump
- Single, duo and tronic options
- Submersible 500kw pump with float switch or pressure sensor
- Max pump height 7m
- Max flow rate 2 l/s (7m³/h)
- BSEN 12050-2



Minilift

- Compact grey water lifting station
- Underground and surface mounted
- Max pump height 6.2m
- max pump rate 2 l/s (7m³/h)
- BSEN 12050-3









Need advice on the Kessel range?

Call Joanne McKeown or Alan Sowerby on:

0800 975 79 71




Product Overview for Wastewater With Sewage Lifting Stations

	Minilift F	Aqualift F Basic	Aqualift F Compact	Aqualift F	Aqualift F XL	Aqualift F	Aqualift F XL
							
Interior installation	✓	✓	✓	✓	✓		
Exterior installation						✓	✓
Input power	0.3 kW	1.5 kW	1 kW	1.4 - 3 kW	1.4 - 5.7 kW	1 kW	1.3 - 4.5 kW
Max. pumping height	6m	9.2m	9m	16m	27m	9m	23m
Pressure outlet diameter	28-34mm	90mm	40mm	110mm	110mm	40mm	63/90mm
Pump impeller	Macerator	Multi-vane	Macerator	Multi-vane	Multi-vane	Macerator	Multi-vane/ Macerator/Single channel

Aqualift F Compact

- Internal compact lifting station
- Surface mounted or underground with integrated drain
- ABS and Polypropylene construction
- Mono or duo systems
- 1 kw pumps - Max 3 l/s (11m³/h)
- Tank capacity 40 litres
- BSEN 12056-4



Aqualift F Basic

- Free standing lifting station
- ABS and Polypropylene construction
- Single pump 1.3kw
- Tank volume 50 litre
- Pump volume 20 litre
- BSEN 12050-1



Minilift F

- Free standing compact toilet & wastewater lifting station
- Pneumatic level control
- Alarm function
- Inlets for toilet, sink & shower
- BSEN 12050-3



Aqualift F XL Mono / Duo

- Internal and External
- Surface mounted and underground
- Pump sizes 1.4kw - 4.5kw
- Max pump height 23m
- Mono and Duo systems
- Dry well and wet well options
- Product selection and system design assistance



Engineering System Chamber

- For underground installation or in a concrete slab
- Stainless steel or cast iron covers up to Class D
- Vertically adjustable upper section \varnothing 600mm or \varnothing 800mm
- Upper section \varnothing 800mm also available as a version for installation in waterproof concrete with flange counterflange
- 3 spot-drilling areas for cable conduits or ventilation connection
- Easy and secure connection system for the individual chamber components
- Modular system with sectional chamber components height: 250mm or 500mm
- Honeycomb chamber design provides additional chamber strength and prevents buoyancy. Additional inlets up to size \varnothing 160mm can be installed on-site
- Easy to assemble due to the low weight of the polymer chamber components.



Engineering System Base - Wet Installation

- Welded on chamber ring
- For wastewater with or without sewage
- Tank volume approx. 680 litres
- Pumping volume approx. 310 litres
- Installation in a concrete slab and for outdoor underground installation in combination with a system chamber
- Handles groundwater depth up to 3000mm
- Inlet \varnothing 160mm / Pressure pipe connection \varnothing 63 / 90mm
- 10m cable length (30m on request)
- Welded PE pipe is to be used for the pressure pipe

1 Mono version with Comfort control unit

With one STZ pump, 400V, with hydrostatic sensor
Including backflow preventer closure valve on pressure pipe side

2 Duo version with Comfort control unit

With two STZ pumps, 400V, with hydrostatic sensor
Including backflow preventer & closure valves on pressure pipe side



Engineering System Base - Dry Installation

- Welded on chamber ring and tapered section \varnothing 800mm for minimum installation depth
- For wastewater with or without sewage
- Tank volume approx. 335 litres
- Pumping volume approx. 160 litres
- Installation in a concrete slab and for outdoor underground installation in combination with an upper section
- Handles groundwater depth up to 3000mm
- Inlet \varnothing 160mm / Pressure pipe connection \varnothing 90mm
- 10m cable length (30m on request)
- Welded PE pipe is to be used for the pressure pipe

1 Mono version with Comfort control unit

With one SPF pump
Including backflow preventer & closure valve on pressure pipe side

2 Duo version with Comfort control unit

With two SPF pumps
Including backflow preventer & closure valve on pressure pipe side

Grease Separators - Above Ground

- Polypropylene Monolithic Construction
- BSEN 1825
- Sonic level control system
- NS2 to NS10 packages
- Bespoke design system
- Sampling chambers, NS15 to NS30, telemetry and remote control available
- Product selection and system design assistance

Options

- Easy Clean: Basic and Standard
- Easy Clean: Mix and Auto Mix
- Easy Clean: Mix and Pump
- Easy Clean: Auto Mix and Pump



Grease Separators - Under Ground


Options

- Euro Basic: NS7 to NS35
- Euro G: NS1 to NS4
- Euro PV&S: (Auto mix and pump) NS1 to NS10

All available with Class B or D covers and options of sample chamber, sonic level control and telemetry




Euro G



Euro Basic



Euro PV&S



SmartSelect

SmartSelect is an efficient tool for configuring, designing and calculating drainage solutions. It significantly reduces planning effort.

Call our sales team on 0800 975 7971 to discover the added value of this free of charge specification tool.



VIPSeal™ Flexible Couplings

Designed to perform and engineered to last - VIPSeal™ is a versatile range of flexible couplings and adaptors for joining and repairing low pressure and non-pressurised pipes of any material and size combination.



Pressure Resistance

Correctly installed VIPSeal couplings will withstand the following minimum pressures:

Range	Pressure up to
Standard couplings with or without bushes (VSC/VBC)	2.5 bar
Standard and extra wide couplings with or without bushes (VLC/VLCW/VBC)	1.5 bar
Standard extra wide couplings (VSCW)	2.5 bar
Wraparound couplings (VWRC)	0.6 bar
Drain couplings (VDC)	0.6 bar
Adaptor couplings (VAC)	0.6 bar

Standard Coupling (VSC)

Primarily used in sewers, drains and other low and non-pressurised applications, VIPSeal™ standard couplings join pipes of virtually any material or diameter.

Constructed from the highest quality elastomeric rubber, the standard coupling provides shear resistance under heavy earth loads and is bolstered by stainless steel tension bands that create a leak proof seal. All standard couplings comply with BS EN 295-4, WIS 4-41-01 and the new BS EN 16397 standards.



Size mm to mm	Width mm	Code	Price
50-65	90	VSC65	22.34
65-75	90	VSC75	22.34
80-95	100	VSC95	22.34
85-100	100	VSC100	23.20
100-115	100	VSC115	23.20
110-121	120	VSC120	27.51
110-125	120	VSC125	29.11
120-137	120	VSC137	31.16
125-150	120	VSC150	34.42
140-165	120	VSC165	35.39
150-175	120	VSC175	35.62
160-180	120	VSC180	36.77
175-200	150	VSC200	39.27
190-215	150	VSC215	47.91
200-225	150	VSC225	48.90
225-250	150	VSC250	50.37
240-265	150	VSC265	52.20
250-275	150	VSC275	52.74
265-290	150	VSC290	53.12
285-310	190	VSC310	72.61
295-320	190	VSC320	74.86
305-335	190	VSC335	77.80
315-345	190	VSC345	79.60
340-360	190	VSC360	81.64
355-385	190	VSC385	85.18
385-410	190	VSC410	100.00
400-425	190	VSC425	103.65
405-430	190	VSC430	104.30
420-445	190	VSC445	106.28
425-450	190	VSC450	107.47
435-465	190	VSC465	109.64
440-470	190	VSC470	110.82
465-490	190	VSC490	112.79

Standard Coupling (VSC) - Continued



Size mm to mm	Width mm	Code	Price
480-510	190	VSC510	116.53
495-525	190	VSC525	118.41
510-540	190	VSC540	121.50
520-550	190	VSC550	124.79
530-560	190	VSC560	125.35
540-570	190	VSC570	128.11
555-580	190	VSC580	130.92
570-600	190	VSC600	142.77
590-620	190	VSC620	154.07

Standard Large Coupling (VLC)

Whatever the scale of your sealing challenge, our large couplings are engineered, designed and custom built to solve it. Using bespoke extrusion profiles to enable us to manufacture custom seals for any diameter of pipe, our large couplings come with same day or next day delivery.

All standard couplings comply with BS EN 295-4, WIS 4-41-01 and the new BS EN 16397 standards.



Size mm to mm	Width mm	Code	Price
601-699	190	VLC600	197.90
701-799	190	VLC700	228.79
801-899	190	VLC800	260.73
901-999	190	VLC900	303.76
1001-1099	190	VLC1000	340.89
1101-1199	190	VLC1100	417.70
1201-1299	190	VLC1200	469.28
1301-1399	190	VLC1300	516.36
1401-1499	190	VLC1400	572.04
1501-1599	190	VLC1500	618.29
1601-1699	190	VLC1600	675.19
1701-1799	190	VLC1700	725.19
1801-1899	190	VLC1800	778.28
1901-1999	190	VLC1900	835.12
2001-2099	190	VLC2000	881.35



Drain Coupling (VDC)

Designed to perform in situations where resistance to heavy earth loads is reduced, VIPSeal® drain couplings are made from the same elastomeric rubber sleeve as the standard coupling but come without the stainless steel shear band.



Size mm to mm	Width mm	Code	Price
24-32	68	VDC32	7.63
32-40	68	VDC40	9.54
40-50	68	VDC50	10.02
50-65	90	VDC65	10.39
60-75	108	VDC75	11.15
70-85	100	VDC85	11.36
80-95	100	VDC95	11.57
85-100	100	VDC100	11.60
100-115	100	VDC115	11.60
110-125	100	VDC125	12.80
120-135	120	VDC135	12.93
125-150	120	VDC150	17.07
140-165	120	VDC165	17.29
150-175	120	VDC175	17.86
170-185	120	VDC185	18.86
180-195	120	VDC195	19.90
175-200	120	VDC200	20.96
190-215	120	VDC215	22.04
200-225	120	VDC225	24.35
225-250	120	VDC250	28.50
250-265	150	VDC265	32.52
250-275	120	VDC275	33.13

Adaptor Coupling (VAC)

For instances where there is a significant difference in the outside diameter of pipes, VIPSeal® adaptor couplings are step moulded and fitted with two stainless steel tension bands providing a sealing solution that's as quick to fit as it is robust.



Size mm to mm	Width mm	Code	Price
75-89 - 53-63	90	VAC0752	13.43
100-115 - 40-50	100	VAC1001	13.83
100-115 - 50-64	100	VAC1002	14.21
100-115 - 75-90	95	VAC1003	15.01
105-120 - 35-45	100	VAC1201	16.09
110-122 - 80-95	100	VAC1221	14.09
110-122 - 48-56	100	VAC1225	15.46
110-125 - 100-115	100	VAC5144	14.91
110-122 - 60-68	120	VAC1226	17.14
121-136 - 80-95	100	VAC1361	14.91
121-136 - 100-115	100	VAC1362	14.91
121-136 - 110-121	100	VAC4000	14.91
130-145 - 110-125	120	VAC1452	18.40
135-152 - 100-115	120	VAC1501	18.40
140-155 - 90-105	120	VAC1552	18.40
144-155 - 110-122	120	VAC1602	18.40
144-160 - 121-136	120	VAC1603	23.53
153-168 - 100-115	150	VAC1701	21.77
155-170 - 110-125	120	VAC1702	21.54
155-170 - 130-145	120	VAC1703	21.71
160-180 - 100-115	150	VAC1801	22.38
170-192 - 110-122	120	VAC1922	22.70
170-192 - 121-136	120	VAC1923	25.36
170-192 - 144-160	120	VAC1924	25.36
180-200 - 130-145	150	VAC2000	24.53
180-200 - 155-170	150	VAC2001	24.53
180-200 - 160-180	150	VAC6000	26.18
185-210 - 100-115	150	VAC2100 O/S	24.88
185-210 - 110-125	150	VAC2102	27.36
185-210 - 144-160	150	VAC2105	29.16
185-210 - 160-180	150	VAC2101	24.57
195-215 - 100-115	150	VAC2152 O/S	29.62
190-215 - 150-165	150	VAC2154	28.83
195-220 - 155-170	150	VAC2203	30.54
220-225 - 160-175	150	VAC2254	29.27

Adaptor Coupling (VAC) - Continued



Size mm to mm	Width mm	Code	Price
210-235 - 110-122	150	VAC2352	31.00
210-235 - 121-136	150	VAC2353	31.82
210-235 - 144-160	150	VAC2354	34.78
210-235 - 170-192	150	VAC2355	38.46
210-235 - 190-215	150	VAC2356	40.61
240-265 - 144-160	150	VAC2654	42.44
240-265 - 170-192	150	VAC2655	43.09
240-265 - 190-215	150	VAC2656	48.06
240-265 - 210-235	150	VAC2657	48.29
250-275 - 160-175	150	VAC2754	49.72
250-275 - 200-225	150	VAC2756	49.94
255-280 - 155-175	150	VAC2804	49.72
260-285 - 240-265	150	VAC2652	50.05
265-285 - 180-205	150	VAC9001	43.09
265-290 - 144-160	150	VAC2904	50.05
265-290 - 190-215	150	VAC2906	53.69
265-290 - 210-235	150	VAC2907	52.04
265-290 - 235-260	120	VAC2908	52.04
270-295 - 185-210	150	VAC2956 O/S	54.20
275-300 - 180-200	150	VAC3003 O/S	55.57
295-320 - 144-160	150	VAC3204	55.19
295-320 - 170-192	150	VAC3205	57.16
295-320 - 210-235	150	VAC3207	59.01
295-320 - 240-265	150	VAC3208	62.97
295-320 - 265-290	150	VAC3209	62.97
310-335 - 180-205	150	VAC3351 O/S	57.39
335-360 - 240-265	165	VAC3608	64.96
335-360 - 265-290	165	VAC3609	66.95
335-360 - 295-320	165	VAC3600	66.95
360-385 - 240-265	165	VAC3858	72.92
360-385 - 265-290	165	VAC3859	74.91
360-385 - 300-325	165	VAC3850	77.04
395-420 - 240-265	165	VAC4208	84.23
395-420 - 265-290	165	VAC4209	84.23

Adaptor Coupling (VAR)

VAR VIPSeal® adaptor couplings incorporate an extra wide tension band at one end to allow a secure connection from clay pipe to structured, twin wall or ribbed plastic pipe.

Size mm to mm	Width mm	Code	Price
170-192 - 160-170	100	VAR1500	27.10
260-285 - 240-250	130	VAR2250	52.84
360-385 - 325-335	165	VAR3000	76.35



Bushes (VBC)

For use where pipe diameters differ significantly, VIPSeal® bushes are engineered from the same high quality elastomeric rubber as our seals.

Available in varying thicknesses, the bush is put over the smaller pipe to create a larger diameter which can then fit a standard (VSC), large (VLC) or extra wide (VSCW/VLCW) coupling to create a watertight seal.

Bushes are fabricated individually to meet the specific site requirement. Outside dimensions should be specified at time of ordering.



Size mm to mm	Width mm	Code	Price
50-99	4	VBC0400	5.10
100-199	4	VBC0401	10.25
200-299	4	VBC0402	15.38
300-399	4	VBC0403	21.39
400-499	4	VBC0404	24.59
500-599	4	VBC0405	28.61
600-699	4	VBC0406	32.63
700-799	4	VBC0407	36.66
800-899	4	VBC0408	42.83
900-999	4	VBC0409	49.01
1000-1099	4	VBC0410	54.57
1100-1199	4	VBC0411	60.75
1200-1299	4	VBC0412	66.65
1300-1399	4	VBC0413	73.81
1400-1499	4	VBC0414	79.49



Size mm to mm	Width mm	Code	Price
50-99	8	VBC0800	10.25
100-199	8	VBC0801	14.15
200-299	8	VBC0802	15.41
300-399	8	VBC0803	19.94
400-499	8	VBC0804	22.65
500-599	8	VBC0805	27.40
600-699	8	VBC0806	30.88
700-799	8	VBC0807	35.63
800-899	8	VBC0808	40.94
900-999	8	VBC0809	46.39
1000-1099	8	VBC0810	52.48
1100-1199	8	VBC0811	57.34
1200-1299	8	VBC0812	63.90
1300-1399	8	VBC0813	70.48
1400-1499	8	VBC0814	75.03

Please note: 16mm, 24mm and 32mm bushes also available please enquire for details.

Puddle Flanges (VPF)

Watertight up to 10 bar and easy to install, FRANK puddle flanges have been designed specifically for the pressure-tight installation of pipelines in concrete walls, tanks, shafts, foundation plates, manholes and basements.

Installed on the external pipe surface to act as a barrier, they diffuse gases and hydrocarbons and are suitable for all standard steel, plastic, clay, concrete and cast iron pipes from DN20 to DN3200mm making them a perfect solution for any application.



Size mm to mm	Code	Price
20-24	VPF20	20.96
25-29	VPF25	21.06
32-36	VPF32	21.17
40-44	VPF40	21.22
50-55	VPF50	21.33
63-69	VPF63	21.96
75-85	VPF75	22.04
90-97	VPF90	26.24
98-109	VPF100	26.35
110-121	VPF110	26.45
125-137	VPF125	26.63
138-155	VPF145	27.84
160-170	VPF160	28.55
180-190	VPF180	30.37
200-224	VPF200	30.90
225-249	VPF225	31.43
250-279	VPF250	33.64
280-314	VPF280	35.82
315-354	VPF315	37.21

Please note: Larger sizes are available, please enquire for details.

Lubricant

Universal Pipe Lubricant from VIPSeal® is a pipe-jointing compound that has been specially formulated for use with water pipes and mains. Based on a vegetable soap lubricant it enables quick and easy repair of sealing joints on nearly all pipe materials including rubber, plastic, clay, cast iron and concrete.



Tub Size	Code	Price
0.5kg	VIN-0.5	6.57
1kg	VIN-1.0	8.56
2.5kg	VIN-2.5	17.40



BS EN 6920

Let IPS come to you

If you would like to book a visit from the IPS Demo Van, please call:

0800 975 79 71

Or from outside of the UK:
+44 191 521 3111



The WAR valve
has now become
the Buffalo



Buffalo NRV Valve 110mm/4"

The 110mm/4" universal fit Buffalo Valve offers a unique and robust solution for protection against sewage and water back-flow. This easy to install retro-fit, non-return valve also includes a steel reinforced plate to guard against pests such as rats and snakes.

- Non-return valve stops the back-flow of water and debris
- Universal fit with unique design allowing installation to straight and bent inlets
- Steel reinforced plate prevents vermin, snakes and insects travelling up the pipe
- Rubber seal reduces noxious fumes entering properties
- Suitable for the end of pipes and inspection chambers
- Lockable flap to allow maintenance to be carried out in a dry and debris free environment further down the line and in the inspection chambers
- No tools or fixings required
- Retro fit design to minimize cost of installation
- Max and min sized pipe, 98mm - 107mm internal diameter of pipe



WAR Valve

Size	Code	Price
110/4"	1104 WAR	66.09

Buffalo NRV Valve 150mm/6"

The 150mm/6" Buffalo valve offers a robust solution for protection against sewage back water, vermin and insects. This easy to install non-return valve can be retro fit to any clay or plastic 150mm 6" pipe. The Buffalo valve also includes a steel reinforced plate to guard against pests such as rats and snakes, and a lockable flap to allow for essential maintenance.

- Non-return valve stops the back-flow of water and debris
- Steel reinforced plate prevents vermin, snakes and insects travelling up the pipe
- Rubber seal reduces noxious fumes entering properties
- Easily fits clay, plastic and concrete 150mm/6" pipes
- Lockable flap to allows for easy maintenance of inspection chambers
- Suitable for the end of pipes and inspection chambers
- Max and min sized pipe, 136mm - 152.5mm internal diameter of pipe



WAR Valve

Size	Code	Price
150/6"	1106 WAR	175.30



Buffalo NRV Valves

The buffalo NRV valves can be used to protect against:



vermin



snakes



insects



back-flow



fumes